

Applications:

WLI objectives are usually used for 3D surface topography detection, and are one of the most important supporting devices in WLI. It can also be mounted on a metallurgical microscope to analyze the degree of irregularities on the surface of the sample.

The user can calculate the relevant parameters of the 3D topography of the surface by interpreting the interference fringes or by the corresponding software.



Features:

1. Localized WLI objective lens with independent core technology
2. Compact structure, high contrast of interference fringes
3. It can be applied to various types of metallurgical microscopes of infinity systems
4. The reflectance of the measured object can be as low as 0.5%



Optical design: Mirau infinity WLI structure

Parameters:

(Webpage)

Magnification		10X	20X	50X
Optical design		Mirau	Mirau	Mirau
NA		0.25	0.4	0.55
Parfocal distance(mm)		45	45	45
WD(mm)		6.4	3.5	1.7
Focal length(mm)		20	10	4
Depth of field(μm)		10	3.5	1.4
Resolution(μm)		1.34	0.8	0.61
Field of view (mm)	1/2CCD	0.65x0.45 (φ0.8)	0.33x0.23 (φ0.4)	0.13x0.09 (φ0.16)
	1/2CCD+0.5X	1.3X0.9 (φ1.6)	0.65X0.45 (φ0.8)	0.26X0.18 (φ0.32)
Operating wavelength (nm)		400~700nm		
Sample reflectivity		Not less than 0.5%		
Installation dimensions		4/5X1/35' (RMS)		

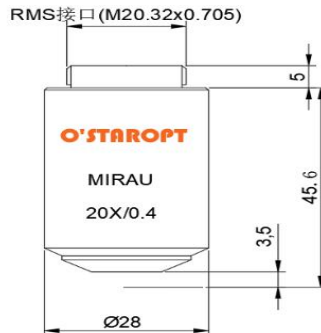
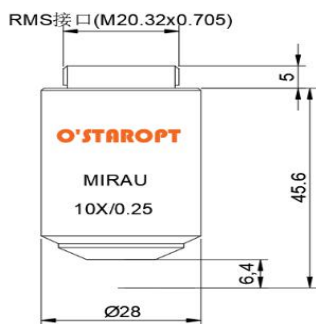



Image Effects:



WeChat:

